



Taha Impex

Authorized Dealer & Trusted Supplier of
Narrow Fabric Machinery

**NARROW FABRIC
MACHINERY**

www.tahaimpex.com



About Taha Impex

TWO DECADES OF DRIVING TEXTILE INNOVATION

Taha Impex – Trusted Dealer in Narrow Fabric Machinery

Established in 2003 and registered office in Surat, Gujarat – India's textile capital and the "Silk City" – Taha Impex is a trusted authorized dealer and supplier in the textile industry. With over two decades of experience and expertise, we have built a strong reputation for reliability and excellence in the textile machinery sector.

Taha Impex is ISO 9001:2015 Certified Co into manufacturing & Import of Narrow Fabrics Machineries since 2004.

We are Agents of Brand " JINGYI " "HENGHUI" & "PRINISH"

We are supplying High speed Needle looms , Crochet's & Braiding machines.

Also supplying Ancillary Machines like Warping, Finishing, Festooning, Layering & Rolling Machines.



- ◆ Crochet Machines
- ◆ Needle Loom Machines



- ◆ Braiding Machines



- ◆ Needle Loom Machines



- ◆ Ancillary Machines
- ◆ Spare Parts

OUR CERTIFICATIONS

Authorized. Certified. Trusted.

At Taha Impex, we don't just meet expectations — we're officially certified to exceed them. Our credentials reflect our commitment to quality, reliability, and trust across the textile industry.





Needle Loom Machines


High Speed Shuttleless Needle Looms (Double Decker / Series)

Purpose:

Needle loom Manufacture widened and thickened narrow fabric such as PP strap, cotton strap, safety belt and flexible belt.

Special device:

Automatic rubber feeding, weft feeding with belts. Front/back collecting device, Double layer device.



Model	8/30	10/25	12/20	14/20	10/30
Tapes	8X2	10X2	12X2	14X2	10X2
Reed width(mm)	25	20	15	15	25
Motor	1.5				
Speed	1200-1400RPM				
Heald Frame	12-16 PCS				
Design Chain Circle	8-48				
Weft Density	3.5-36.7 WEFT/CM				
Normal Attachment	16-20 Creel places, Normal attachment				
Optional attachment	Beam, Rubber feeder, Back tape-off device, Creel places				

High Speed Shuttleless Needle Looms (Double Drum / Extra Width / Double Take Off)



Model	12/30	10/45	8/55	6/80	4/110
Tapes	12	10	8	6	4
Reed width(mm)	30	45	55	80	110
Motor	2HP				
Speed	1000–1200 WEFT/CM				
Heald Frame	12–16 PCS				
Design Chain Circle	8–48				
Weft Density	3.5–36.7 WEFT/CM				
Normal Attachment	8–14 Yarn Creel places, Normal attachment				
Optional attachment	Beam, Rubber feeder, Back tape-off device, Double hook single needle system, Creel				

High Speed Shuttleless Needle Looms (Single Drum / DoubleTake off / Medium Width)



Model	10/30	8/45	6/60
Tapes	12	10	6
Reed width(mm)	30	45	80
Motor	2HP		
Speed	1000-1200RPM		
Heald Frame	12-16 PCS		
Design Chain Circle	8-48		
Weft Density	3.5-36.7 WEFT/CM		
Normal Attachment	8-14 Creel places, Normal attachment		
Optional attachment	Beam, Rubber feeder. Back tape-off device, Double hook single needle system, creel		



4/110 High speed needle loom



6/80 High speed needle loom



10/30 High speed needle loom

High Speed Shuttleless Needle Looms (Normal / Series)

Model	12/20	10/25	8/30	6/55	4/65	4/80	2/110
Tapes	12	10	8	6	4	4	2
Reed width(mm)	20	25	30	55	65	80	110
Motor	1.5						
Speed	1200-1400RPM						
Heald Frame	12-16 PCS						
Design Chain Circle	8-48						
Weft Density	3.5-36.7 WEFT/CM						
Normal Attachment	8-14 Yarn creel places, Normal attachment						
Optional attachment	Beam, Rubber feeder. Back tape-off device, Creel places						



Special Machines Needle Loom




Model	NO. of Belt (Piece)	Reed Width (mm)	S. Frame (fin)	Chain link repeat (pin)	Motor Power	Speed (T/M)
2/300	2	300	12	8-48	1.5KW	10-300
2/200	2	200	12	8-48	1.5KW	10-500


Jacquard Needle Looms

High-Speed Jacquard Narrow Fabric Loom

Model	12/30	10/45	8/50	6/55
Tapes	12	10	8	6
Reed width (mm)	30	45	55	55
Motor	2HP: Double Rapid			
Speed	800-1000RPM			
Heald Frame	8-10 PCS			
Design Chain Circle	8-40			
Weft Density	3.5-36.7 WEFT/CM			
Normal Attachment	14-30 Yarn creel places, Software, Jacquard Normal attachment			
Optional Attachment	Rubber feeder, Double hook single needle system, Beam, Frequency conversation timing, CAD plate soft			




Zipper Belt Needle Loom



Model	8/25	10/25	12/20
Tapes	8	10	12
Reed width (mm)	25	25	20
Motor	1.5HP		
Speed	1400-1600RPM		
Chain Repeat	8 Cam style		
Heald Frame	12 PCS	12 PCS	6 PCS
Weft Density	3.5-36.7 WEFT/CM		
Normal Attachment	Normal attachment		
Optional Attachment	Back take-off device, Creel places, Normal attachment		
Functions	For Mental Zipper and Rest in Zipper		For Nylon Zipper
Optional Attachment	Beam		

Centre Line Zipper needle loom



Model	04/12
Needle Pipe	4.3
Needle	4
Braiding Dia range	Ø1-Ø3.5
Revolution speed	1000 RPM
Motor	1 HP
Normal Attachment	144 Creel places, Square parts

Contact Us



Office Address :

202, JASH INFINITY, OPP. SANDESH PRESS, NEAR SUB JAIL, KHATODRA,
SURAT-395 002 (GUJ.) INDIA.

Tel. No. +91 261 4827576, **Cell:** +91 98251 61123, +91 97255 52220

Website: www.tahaimpex.com

E-mail: sales@tahaimpex.com, info@tahaimpex.com

